

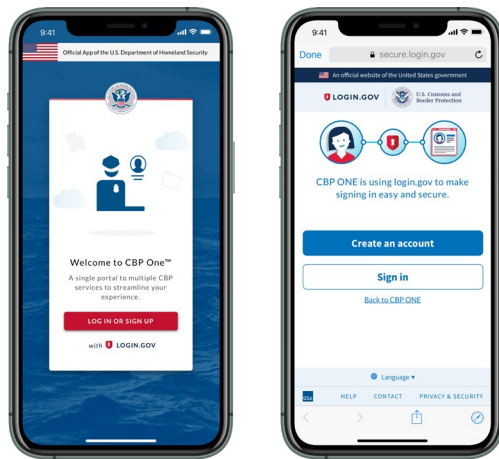


## Telechaje CBP One™

Pou kòmanse, telechaje CBP One™ nan Apple App Store oubyen nan Google Play Store.



Louvri Login.gov, apwe chwazi Login.gov oubyen louvri yon kont nan CBP One. Apwe ou fè sa CBP One™ ap revoye'w nan login.gov kote ou pwal enskri yon kont oubyen sevi ak yon kont ki deja egziste.

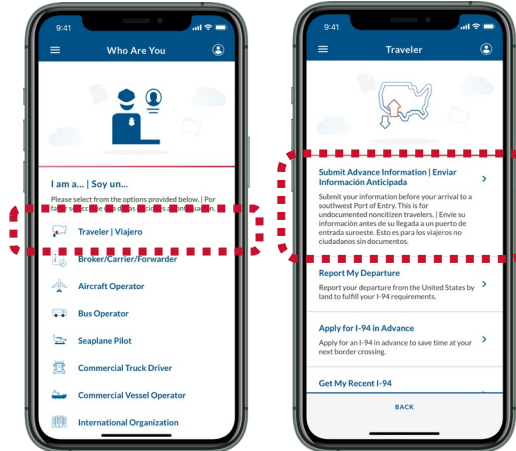


**Kesyon? Kontakte nou nan:**

CBPOne@cbp.dhs.gov

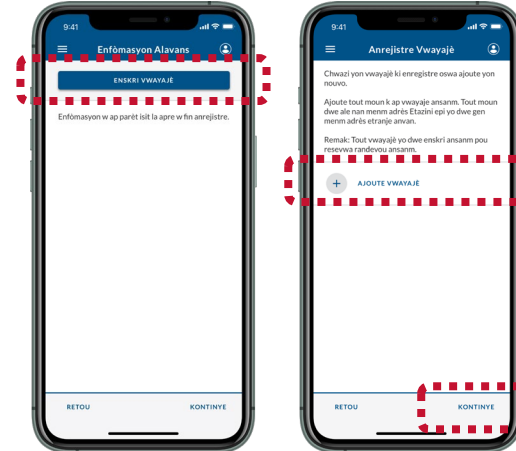
## 1. Louvri Enfòmasyon Davans

Chwazi **Vwayajè**. Chwazi **Tè** apwe sa chwazi **KONTINYE**. Chwazi Soumèt Enfòmasyon davans. Revize enstriksyon yo, epi chwazi **KONTINYE**.



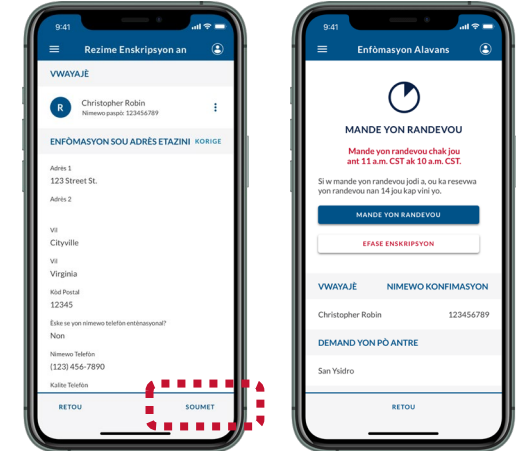
## 2. Anrejistre vwayajè yo

Chwazi **ENSKRI VWAYAJÈ** yo. Chwazi **AJOUTE VWAYAJÈ** epi ranpli done yo mande yo. Repete sa pou tout moun kap vwayajè avèk ou, epi chwazi **KONTINYE**.



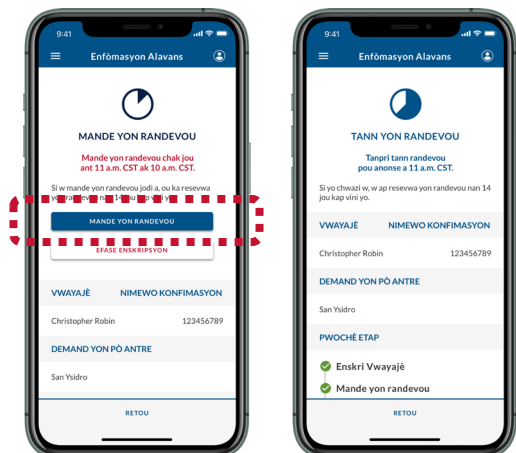
## 3. Soumèt Enskripsyon an

Ranpli rès done obligatwa yo. Asyè ke nou li tout sa ki sou ekran byen, reli sa nou ekri yo byen avan ke nou chwazi **SOUMÈT aplikasyon an**.



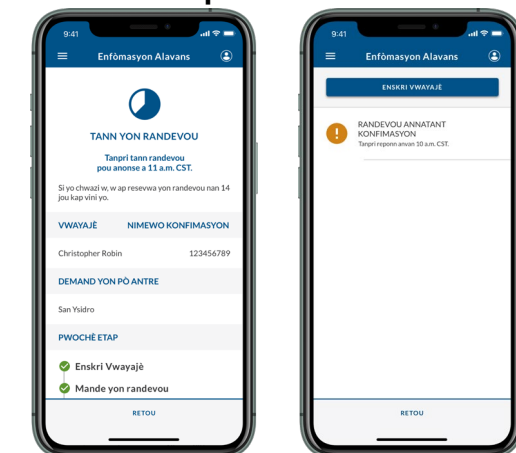
## 4. Mande yon randevou

Chwazi enskripsyon ou, apres a chwazi **MANDE YON RANDEVOU**.



## 5. Tann yon randevou

Randevou yo anonse a 11 a.m. CST (midi lè aysyen)/10 a.m. MST (8 di maten, lè aysyen). Si'w te resevwa yon randevou, kontinye nan **Etap 6**. Si ou pat mande yon randevou, retounen nan **Etap 4**.



## 6. Aksepte e pran ou apointment

Aksepte e pran ou apointment, apres a chwazi **AKSEPTE RANDEVOU**. Swiv enstriksyon ki sou ekran an pou pran yon selfie videyo, apres a chwazi **randevou**.

